



T&S BRASS AND BRONZE WORKS, INC.
 2 Saddleback Cove / P.O. Box 1088
 Travelers Rest, SC 29690

Model No.
MPJ-8CLN-08-CR

Item No.

Travelers Rest, SC: 800-476-4103 • Simi Valley, CA: 800-423-0150 • Fax: 864-834-3518 • www.tsbrass.com

This Space for Architect/Engineer Approval

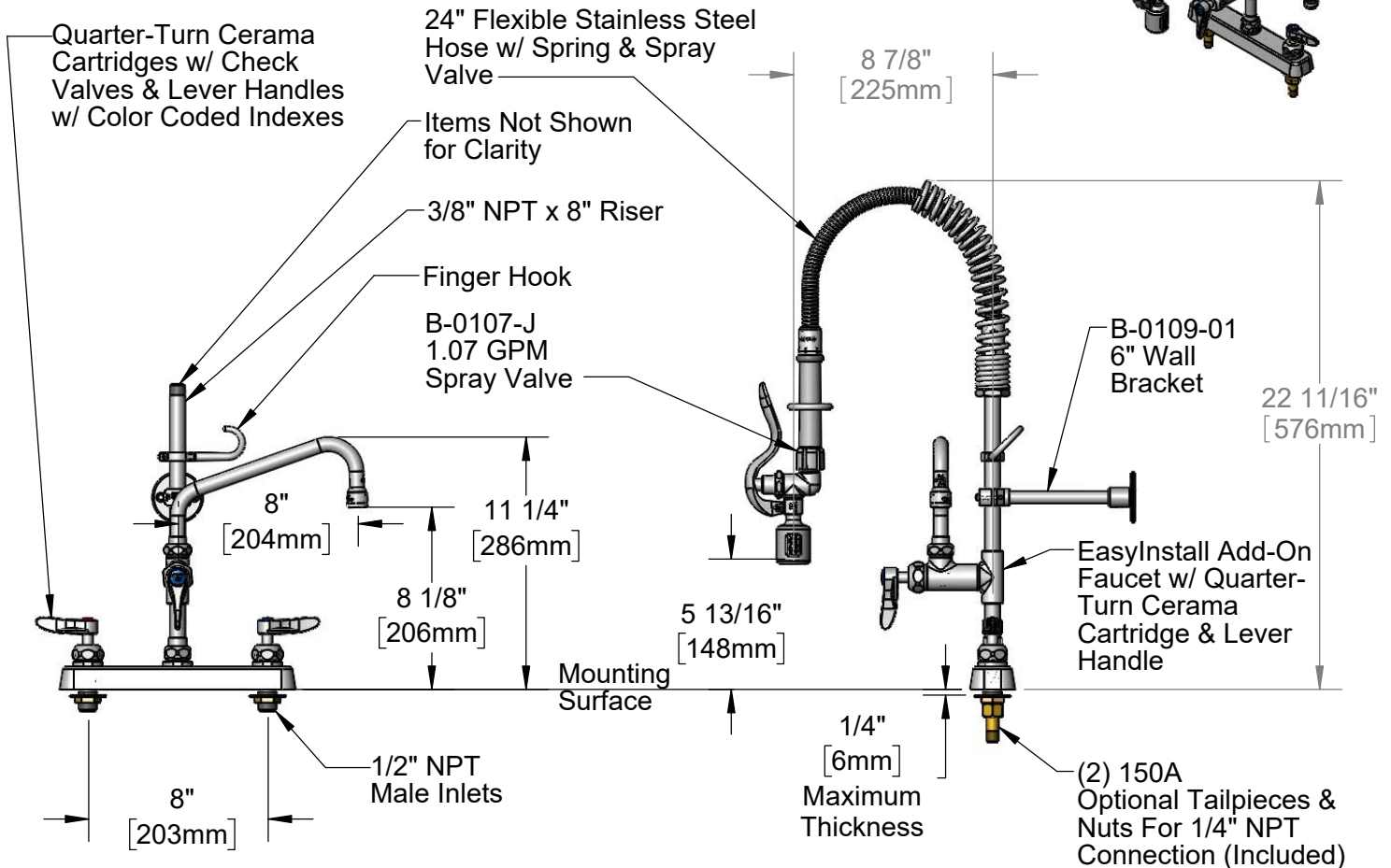
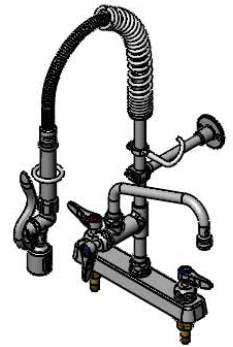
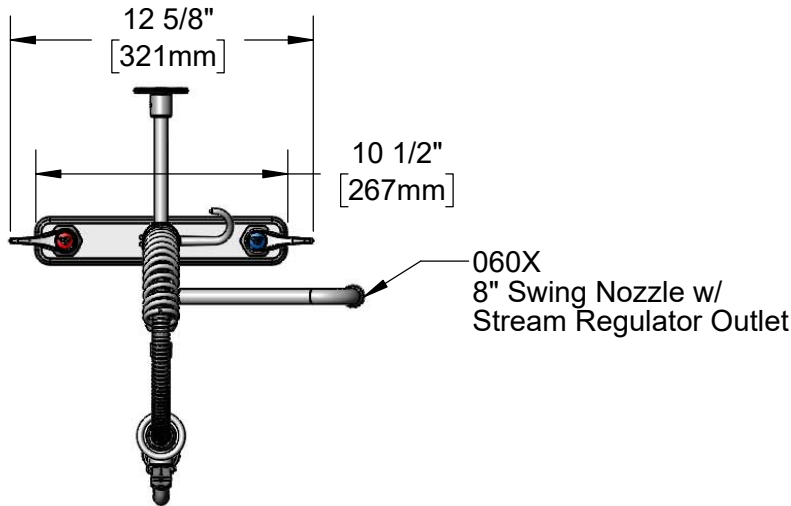
Job Name _____ Date _____

Model Specified _____ Quantity _____

Customer/Wholesaler _____

Contractor _____

Architect/Engineer _____



Product Specifications:

Pre-Rinse Unit: EasyInstall 8" Deck Mount Workboard Faucet, Quarter-Turn Cerama Cartridges w/ Check Valves, Lever Handles, Add-On Faucet w/ 8" Swing Nozzle, Compact Spring, 24" Flexible Stainless Steel Hose, 1.07 GPM Spray Valve, 6" Wall Bracket & 1/2" NPT Male Inlets

Product Compliance:

ASME A112.18.1 / CSA B125.1
 NSF 61 - Section 9
 NSF 372 (Low Lead Content)
 2019 DOE PRSV - Class II
 For Commercial Use Only



T&S BRASS AND BRONZE WORKS, INC.

2 Saddleback Cove / P.O. Box 1088
Travelers Rest, SC 29690

Model No.

MPJ-8CLN-08-CR

Item No.

Travelers Rest, SC: 800-476-4103 • Simi Valley, CA: 800-423-0150 • Fax: 864-834-3518 • www.tsbrass.com

ITEM NO.	SALES NO.	DESCRIPTION
1	B-0107-J	1.07 GPM Spray Valve
2	010476-45	#27 Washer
3	000907-45	Spray Valve Hold Down Ring
4	002987-40	Grip Handle
5	001014-45	Washer, B-0100 Hose Barrel
6	B-0024-H2A	24" Flexible Stainless Steel Hose, Less Handle
7	016795-45	Compact Spring
8	000821-40	Spring Body
9	004R	Finger Hook
10	B-0109-01	6" Wall Bracket
11	078X	3/8" NPT x 8" Riser
12	B-0155-CR-LN	Add-On Faucet w/ Cerama
13	EZ-K	EasyInstall Kit: Nut, Bushing, O-Ring & Lock Washer
14	001065-45	O-ring
15	014200-45	Star Washer, Anti-Rotation
16	012447-25NS	Quarter-Turn Cerama Cartridge, LTC w/ Check Valve, Handle, Index & Screw
17	018506-19NS	Blue Button Index, Press-in
18	000925-45	Lab Handle Screw
19	001638-45NS	Lever Handle (New Style)
20	012395-25NS	Quarter-Turn Cerama Cartridge, LTC w/ Check Valve
21	019376-40	Escutcheon Lock Nut
22	019612-40	8" c/c Brass Escutcheon
23	000999-45	Brass Lock Washer
24	002954-45	Shank Lock Nut
25	150A	Bag of (1) Nut & (1) Tailpiece
26	012446-25NS	Quarter-Turn Cerama Cartridge, RTC w/ Check Valve, Handle, Index & Screw
27	012394-25NS	Quarter-Turn Cerama Cartridge, RTC w/ Check Valve
28	001193-19NS	Red Button Index, Press-in
29	B-PT	Full Flow Stream Regulator, 55/64-27
30	060X	8" Swing Nozzle

Product Specifications:
Pre-Rinse Unit: EasyInstall 8" Deck Mount Workboard Faucet, Quarter-Turn Cerama Cartridges w/ Check Valves, Lever Handles, Add-On Faucet w/ 8" Swing Nozzle, Compact Spring, 24" Flexible Stainless Steel Hose, 1.07 GPM Spray Valve, 6" Wall Bracket & 1/2" NPT Male Inlets

Product Compliance:
ASME A112.18.1 / CSA B125.1
NSF 61 - Section 9
NSF 372 (Low Lead Content)
2019 DOE PRSV - Class II
For Commercial Use Only