

NSW-661 / NSW-662 Mini LED Step Light

Lamp: 1.44W LED Lamp

PRODUCT DESCRIPTION

4-1/2" x 2-3/4" Innovative designed step light uses bright energy efficient LED light sources which provide an extraordinary 30,000 hour lamp life and are maintenance free. LED step lights are suitable for use on stairs, wall bases, or any application requiring a low profile, recessed fixture providing safe illumination in indoor dark areas.

FEATURES

- Internal brackets for installation hardware.
- UL and cULus Listed for Wet locations.
- Heavy duty, low profile aesthetic louver trim.

CONSTRUCTION

Mounting: Easily installs in a standard single gang switch box.

ELECTRICAL

Driver: Input wattage 120V 50/60Hz. Operating Ambient Temperature -5° C ~ 45° C

Wiring: Standard Wire Nuts (Not Included). #18AWG rated 105o C 300V

LAMP

Twelve pieces 3000K (.12W each for a total of 1.44W)

GLASS LENS

NSW-662 has a frosted tempered glass face and can be mounted horizontally or vertically. The low profile of the louver and lens faces easily complies with OSHA specifications.

LOUVER TRIM

NSW-661 unit includes both a horizontal and a vertical louver with lens.

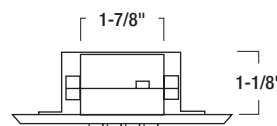
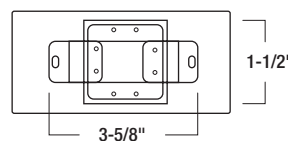
LABELS AND LISTINGS

UL and cULus Listed for Wet Location

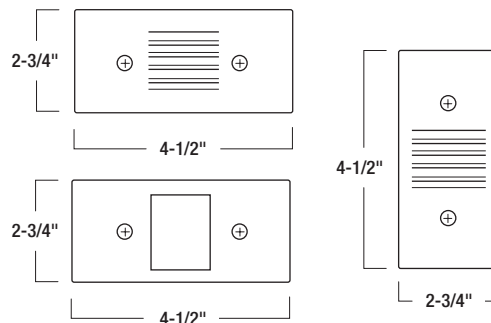


DIMENSIONS

NSW-662: Mini LED Step Light, Lens



NSW-661: Mini LED Step Light, Louver with Lens



Create a complete fixture / trim catalog number: **Example: NSW-661BN**

Catalog No.	Lamp	Wattage	Finish
NSW-661	1	1.44	BN = Brushed Nickel
NSW-662			P = Primer
			W = White

*REQUIRES NSW-800 Wet Label Housing