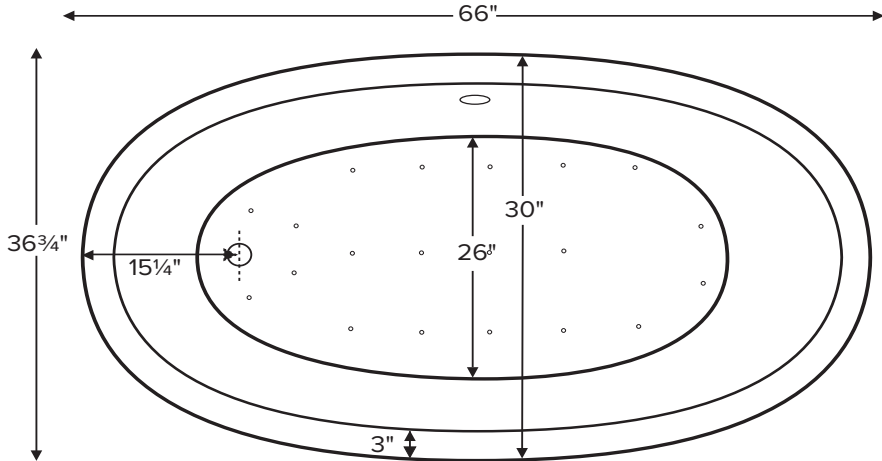


Louise 2

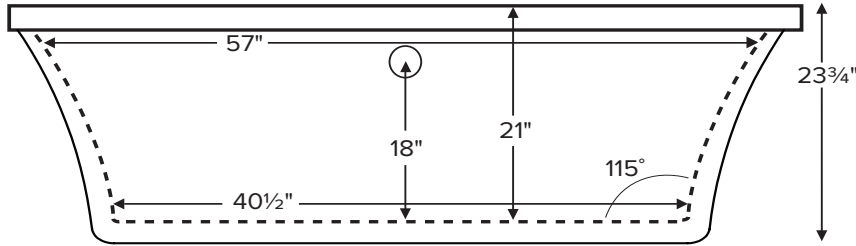
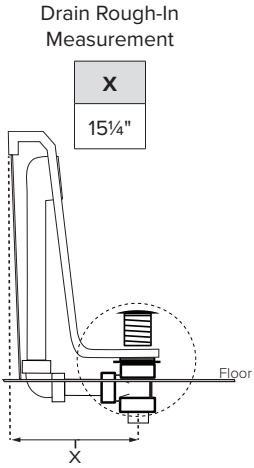


Features a centered overflow with end drain location that may be specified at the time of order.

MODEL 252	
66" x 36.75" x 23.75"	
FREESTANDING 86 gal to overflow	
Acrylic CXL®	DoloMatte®
130 lbs / 59 kg	<SOAKER> 146 lbs / 66 kg
Filling this tub to the maximum may require an above average size or dedicated water heater.	



Requires use of a wall-mounted or freestanding tub filler.
Shown with Air Massage Package.



Footprint: 49 1/2" x 31 1/2"

ELECTRICAL COMPONENTS & SPECIFICATIONS

Hydrotherapy Package	Components Included	110V GFCI
Air Massage	heated blower	1-15 amp
Air Massage Elite	heated blower, chromatherapy	1-15 amp

Electrical requirements may change with the addition of optional therapy components.
See specific option details or installation information.
CSA Certified C/US; B45.5/IAPMO ANSI Z124.1 and ANSI 112.19.7

See the Installation & Operation Manual for more details.
MTI's Customer Service: Monday-Friday 8am-6pm EST
800-783-8827 or service@mtibaths.com

IMPORTANT ORDERING & INSTALLATION INFORMATION:

- Before ordering or installing, please consider future access to equipment.
- No access panel. Tub features factory-installed overflow with toe tap drain.
- Air baths require job site preparations for remote mounting the blower and required check valve. Check valve must be installed higher than the rim of the tub.
- Hydrotherapy equipment may ship loose for remote installation depending on tub model. See package content on the following page for details.
- Radiance placed on floor locations will affect placement of air jets.
- Faucet valves cannot be installed on this tub model.
- All tubs are in accordance with CSA B45.5/IAPMO Z124 standard and compliant with ASTM C 1028-07 coefficient of friction. DoloMatte meets ANSI A137.1/A326.3 coefficient of friction and AS HB198:2014 pendulum slip resistance testing.

• Before discarding tub packaging, check for accessories that may be packaged inside.
• All product measurements are ±1/2".
• Specifications and configurations are subject to change without notice.
• Measurements herein supersede all others published prior to publication date below.



- Airbath blower ships loose for remote installation on site.
- See the Installation & Operation Manual for more details.

Louise 2

MODEL 252

66" x 36.75" x 23.75"

Hydrotherapy Packages	Package Contents	Acrylic CXL®		DoloMatte®	
		Part #	MSRP	Part #	MSRP
Soaker	Soaking bath - no jets; includes a pre-leveled foam base and factory-installed overflow with toe-tap drain kit in chrome.	Left-Hand Drain S252L	\$6,120	Left-Hand Drain S252LDM	\$6,840
		Right-Hand Drain S252R		Right-Hand Drain S252RDM	
Air Massage	20 air jets, heated air blower, pre-leveled foam base and factory-installed overflow with toe-tap drain kit in chrome. Blower and control boxes must be remote located.	Left-Hand Drain AST252L	\$9,405	Left-Hand Drain AST252LDM	\$10,125
		Right-Hand Drain AST252R		Right-Hand Drain AST252RDM	
Air Massage Elite	30 air jets, heated air blower, Chromatherapy LED lighting, Spa Mode, pre-leveled foam base. and factory-installed overflow with toe-tap drain kit in chrome. Blower and control boxes must be remote located.	Left-Hand Drain AE252L	\$11,115	Left-Hand Drain AE252LDM	\$11,835
		Right-Hand Drain AE252R		Right-Hand Drain AE252RDM	

RECOMMENDED SENSORY THERAPIES

Chromatherapy

(LE) **\$800** underwater lighting
2 LED lights included

Audiotherapy

(STEREOBT) **\$1,390** 2 transducers with bluetooth and amplifier
(BTREMOTE) **\$600** bluetooth remote

(STEREOH202) **\$1,575** 4 transducers amplifier not included

Thermaltherapy

(RAD100) **\$1,595** Radiance®
2 heated zones included

Options *Must be ordered at time of purchase*

Standard Colors White (CWH) DoloMatte available in matte white only.
Biscuit (CBS) Not available for DoloMatte.

Quick Ship reduces lead time (QSPRI) **\$430**
Please call for availability

Textured Bottom (TXTBTM) Acrylic CXL® only **\$105**
DoloMatte® exceeds ANSI A137.1/A326.3 and AS HB198 slip tests.

Accessories

Pillows from **\$180**

Teak Bath Mat (TKMAT3018) **\$815**
Custom sizes also available. Contact MTI for details and pricing.

Teak Tub Tray
Slatted (TK-TRAY1) **\$500** Solid (TK-TRAY2) **\$570**

Floor-Mounted High-Flow Tub Filler
Contemporary
Chrome (FILLC) **\$1,480**
Brushed Nickel (FILLBN) **\$1,710**

Faucet Stand SculptureStone® Standard
Small 3-hole capacity
14¼" w x 21¾" h
Matte (STAND) **\$725**
Large 5-hole capacity
22" w x 21¾" h
Matte (STANDL) **\$855**
+\$430 gloss finish upcharge (SSGLOSSNK)

Drains & Overflow Kits *Must be ordered at time of purchase*

Direct Drain Tee Toe Tap with Round Overflow – PVC Drain Kit
Overflow is factory-installed
Chrome (WOTTC) included
Brushed Nickel (WOTTBNU) substitute free of charge

Finish Upcharge

White (WOTTWU) **\$35**
Polished Nickel (WOTTENU) **\$60**
Oil-Rubbed Bronze+ (WOTTORU) **\$65**
Special Finishes* (WOTTTFU) **\$790**

