

144-153 QuantumOne™

Elongated Front, Pressure-Assist, Rear Outlet, Wall-Mount, Vitreous China, Two-Piece Toilet



Features

- Elongated, Rear Outlet, Wall-Mount
- 1.0 Gpf / 3.8 Lpf
- Pressure-Assist, High Efficiency Toilet (HET)
- MaP Premium rated
- Trip Levers or Push Button Actuator
 - Model 45 Left Hand Trip Lever
 - Model 49RH Right Hand Trip Lever
 - Model 47 Push Button Actuator
- 2-1/8" Glazed Trapway
- The Mansfield® Limited Lifetime Warranty
- Available in White






Elongated Front



Model 144-153
Toilet seat shown is
unavailable

Components




Model #	Description	Codes/Standards
144-153	Elongated front, rear outlet, wall-mount pressure-assist, two-piece toilet. Includes tank trim and chrome plated metal trip lever. Less toilet seat and supply. Specify color.	  
144	Elongated front, rear outlet, wall-mount toilet bowl only. Less toilet seat and supply. Specify color.	
153	Pressure-assist tank and cover only with left hand, chrome plated metal trip lever. Less supply. Specify color.	
153RH	Same as model 153, except with right hand, chrome plated, metal trip lever.	
154	Same as model 153, except with chrome plated, plastic push button actuator.	

144-153 QuantumOne™

Elongated Front, Pressure-Assist, Rear Outlet, Wall-Mount, Vitreous China, Two-Piece Toilet

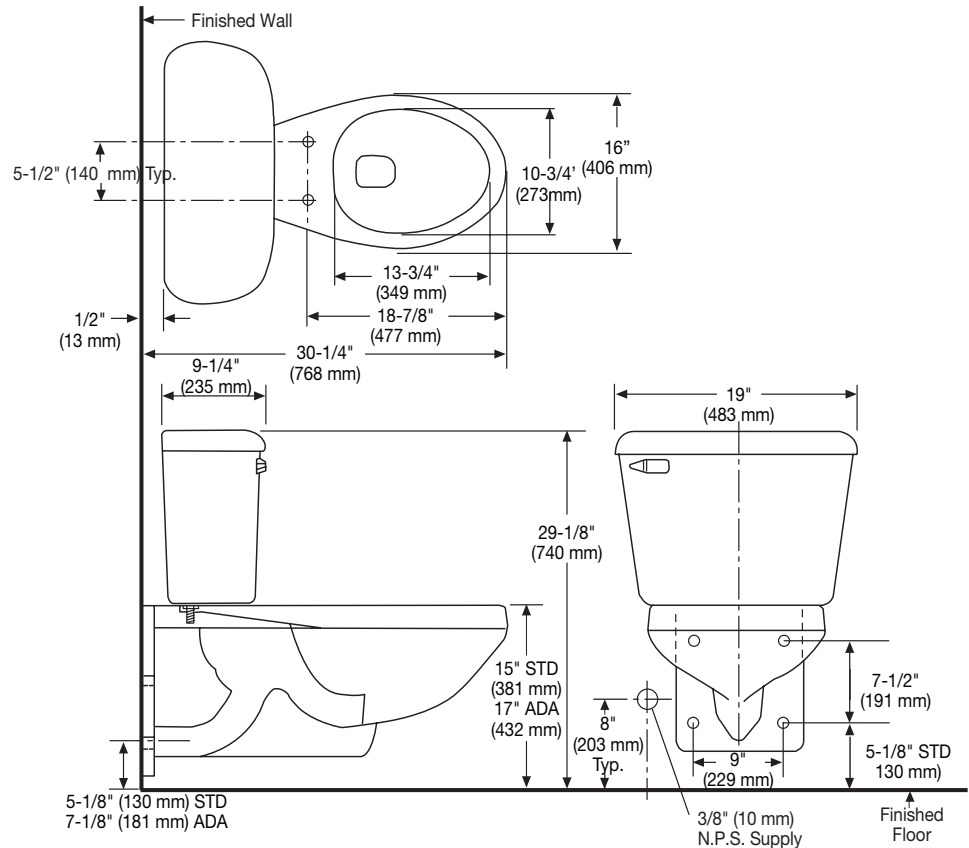


Specifications

Model #	Description	Codes/Standards
144-153	Elongated front, pressure-assist, rear outlet, wall-mount, two-piece toilet	  

Specification	Description	Specification	Description
Material	Vitreous China	Trap Diameter	2-1/8"
Water Pressure Range	35 to 80 PSI	Trap Seal	2"
Flush System	Flushmate IV™ Flushing Technology	Rough-in	Rear Outlet, Wall-Mount
Water Usage	1.0 gpf / 3.8 lpf	Shipping Weight	Model 144 - 61 lbs. Model 153/153RH/154 - 41 lbs
Water Surface Area	9-3/4" X 8"	Warranty	Vitreous China - Limited Lifetime Tank Trim - Limited One Year
MaP Rating	800 grams		

Technical Information



These dimensions are nominal and subject to change without notice.

Fixture performance and specifications meet or exceed ASME A112.19.2-2008/CSA B45.1-08 standards, and other state and local codes.