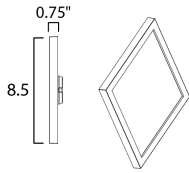




PRODUCT DESCRIPTION

The entry level Wafer model features driverless technology with the same great look. Manufactured of a plastic shell with aluminum backing, the Chip brings all the look of the Wafer at economical pricing for residential applications. The bright and even lighting effect is delivered by edge-lit technology offering an upscale surface mount solution to substitute recessed can lighting.






MEASUREMENTS

DIMENSION : 8.5" L x 8.5" W x 0.75" H
 HANGING WEIGHT : 1.29 lb

LAMPING

INPUT VOLTAGE : 120V
 LUMENS : 1,620 Rated (1,260 Del.)
 BULB : 1 x 18W LED PCB Intergrated , 18W Total
 BULB INCLUDED : (Integrated)
 DIMMABLE : ELV or Triac CL
 CRI : 90 CRI
 COLOR_TEMP : 3000K

FINISHES OPTION

-  Black
-  Satin Nickel
-  White

GLASS

White WT

MATERIAL

Steel+Polycarbonate

RATINGS

ETLWet Location
 Energy Star
 JA8 Listed



ADDITIONAL

RATED LIFE 50000 Hours
 OPERATING TEMPERATURE:
 -20°C (-4°F), 40°C (104°F)

Always consult a qualified electrician before installing any lighting product.



WESTERN DISTRIBUTION CENTER (HEADQUARTER)
 253 NORTH VINELAND AVE | CITY OF INDUSTRY, CA 91746
EASTERN DISTRIBUTION CENTER
 4200 SHIRLEY DR. | ATLANTA, GA 30336
 P. 626.956.4200 | F. 626.956.4225 | maximlighting.com