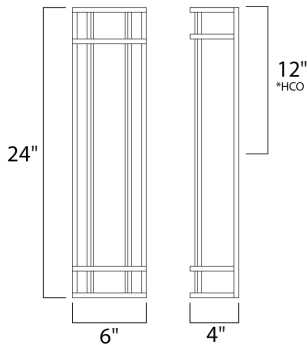




PRODUCT DESCRIPTION

Crafted of 304 Grade Stainless steel and UV stabilized acrylic, Moon Ray offers a classic design thoughtfully engineered to withstand commercial uses indoors and outdoors. Advanced LED technology delivers high light output.



*height from center of outlet to the top of the fixture



MEASUREMENTS

DIMENSION : 6" W x 24" H x 4" Ext
 BACK PLATE : 5.25" W x 23.25" H x 12" HCO
 HANGING WEIGHT : 6.04 lb

LAMPING

INPUT VOLTAGE : 110-277V
 LUMENS : 1,850 Rated (1,300 Del.)
 BULB : 1 x 23W LED PCB Integrated , 23W Total
 BULB INCLUDED : (Integrated)
 DIMMABLE : No
 CRI : 80+ CRI
 COLOR_TEMP : 3000K

FINISHES OPTION

-  Bronze
-  Satin Nickel

GLASS

White WT

MATERIAL

Stainless Steel + Acrylic

RATINGS

cETLus
 Wet Location
 ADA



ADDITIONAL

INSTALL UP/DOWN: Up
 RATED LIFE 40000 Hours
 OPERATING TEMPERATURE:
 -20°C (-4°F), 40°C (104°F)

PHOTOMETRIC: Report Found Online

Always consult a qualified electrician before installing any lighting product.



WESTERN DISTRIBUTION CENTER (HEADQUARTER)
 253 NORTH VINELAND AVE | CITY OF INDUSTRY, CA 91746
EASTERN DISTRIBUTION CENTER
 4200 SHIRLEY DR. | ATLANTA, GA 30336
 P. 626.956.4200 | F. 626.956.4225 | maximlighting.com