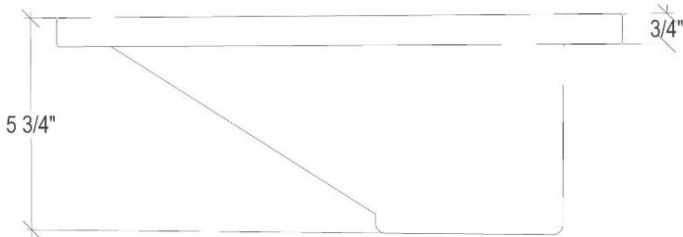
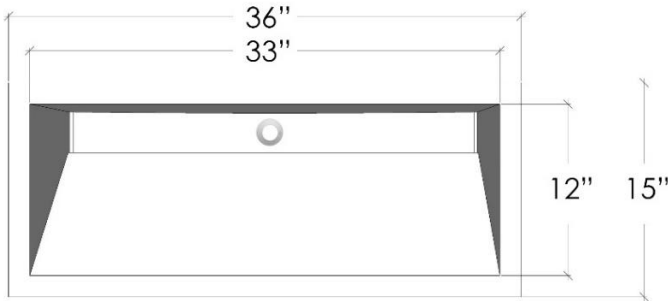




Shown in Gray



AC08

Henry 36" Trough Sink

DETAILS

Installation Type: Drop-in only

Material: Concrete

Standard 1.5" Drain, No Overflow

Dimensions are approximate: [OD: 36" x 15" x 5.75", ID: 33" x 12"]

Each sink is hand-crafted; no two sinks will be the same. All concrete sinks will have unique markings, such as air bubbles, texture and variations that are inherent characteristics of the handmade process.

See our ["Artisan Concrete Fact Sheet"](#) for additional details.

AVAILABLE FINISHES

	G	Gray
	BLK	Black

AVAILABLE DRAINS

	D004	Grid Strainer
	D006	Pop-Up with Horizontal Lift Rod

AVAILABLE DECORATIVE GRATES

	GCM002	SS	Satin Stainless Steel
	GCM002	PS	Polished Stainless Steel
	GCM002	UB	Satin Unlacquered Brass
	GCM002	PB	Polished Unlacquered Brass
	GCM002	BCS	Black Matte

NOTE: Order grate as a separate line item. Grate should be ordered at the same time as sink – grates are not sold as stand-alone items.

INSTALLATION

Use 100% silicone to adhere sink to countertop. Clean any excess silicone from sink surface. Clips are not included but may be provided by countertop fabricator. Conversion Kit for drain installation is included with each sink.

CARE

Mild soap and water for everyday cleaning. No harsh or acidic cleaning products. Apply a concrete sealer occasionally.

WARRANTY

Linkasink warranties our product to be free from manufacturing defect for the life of the product. Warranty does not cover abuse.

DIMENSIONS WILL VARY

DO NOT use this sheet as a guide for countertop cuts. Due to the handmade nature of each product, templates are not provided.

P: 602.971.2502
E: sales@linkasink.com

Linkasink may make changes to specifications without notice.
Visit linkasink.com for updated specification sheet.

03/01/2023