

12V LED 2700K 8" Dome Path Light, Centennial Brass

15810CBR27 (Centennial Brass)

Project Name: _____
Location: _____
Type: _____
Qty: _____
Comments: _____



Certifications/Qualifications

Location Rating	Wet
Prop65	Yes
www.kichler.com/warranty	

Dimensions

Height	22.50"
Length	22.50"
Width	8.25"

Electrical

Input Voltage	Dual (120/140)V
Operating Voltage Range	9-15 VAC
Voltage	12V

Mounting/Installation

Connector	Yes
Wire Connectors	Wire Nuts

Photometrics

Color Rendering Index	80
Delivered Efficacy (Lumens/Watt)	83
Delivered Lumens	250
Kelvin Temperature	2700K

Primary Lamping

Lamp Included	Integrated
Lamp Type	LED
Light Source	LED
Max or Nominal Watt	3.00
# of Bulbs/LED Modules	8
Volt-Amperes (VA)	4.50




Product/Ordering Information

SKU	15810CBR27
Finish	Brass
UPC	783927577038

Specifications

Material	BRASS
----------	-------

Additional Finishes

	Centennial Brass
	Textured Architectural Bronze
	Textured Black

Kichler

7711 East Pleasant Valley Road Cleveland, Ohio 44131-8010
Toll free: 866.558.5706 or kichler.com

Notes:

- 1) Information provided is subject to change without notice. All values are design or typical values when measured under laboratory conditions.
- 2) Incandescent Equivalent: The incandescent equivalent as presented is an approximate number and is for reference only.

KICHLER®