


Direct-to-Ceiling LED Downlight – Slim



PROJECT:	PRODUCT #:
TYPE:	DATE:
PREPARED BY:	AUTHORIZED BY*:
COMMENTS:	

OVERVIEW

The Direct-to-Ceiling (DtC) Slim LED Downlight utilizes edge lit lighting to deliver low glare and uniform appearance for general room lighting. Equipped with a tethered driver to eliminate the need for a junction box, DtC Slim Downlights increase installation options by providing placement flexibility despite structural support. Simple snap-in installation improves job site efficiency. Ideal for residential use as well as light commercial use in breweries, restaurants and hotels. Available in round and square options.

FEATURES

- Edge Lit technology provides low glare and a uniform lit appearance.
- Simple snap-in installation is fast and easy.
- Slim light engine allows for freedom of installation even under a joist.
- Dimmable, see recommended dimmers at Kichler.com.
- 5-year warranty
- No junction box required, saving installers time and money.
- Available in two color temperatures (2700K & 3000K) to coordinate with the look and feel of the room.

SPECIFICATIONS

ELECTRICAL

Input Voltage	120Vac
Input Voltage Range	108Vac-132Vac
Input Frequency	60Hz
Power	See Data Table
Power Factor	>0.9
Surge	2.5kV ringwave
Connector	Push-in quick connects AC; Screwlock DC terminal

PHOTOMETRICS

Light Source	LED Edge Lit
Color Temperature(s)	2700K/3000K
Color Rendering Index (CRI)	>90, R9>50
Dimmable	Yes
Lumen Packages	See Data Table
Lumens Per Watt (LPW)	>55LPW

RATINGS & CERTIFICATIONS

Safety Rating	Wet
Installation Requirements	Wet Indoor Covered Ceiling; Damp Outdoor Covered Ceiling (Not for coastal environments)
Operating Ambient Temperature	0-40°C
Lumen Maintenance	L70 at 50,000 Hrs
Safety Certification	cETLus
Energy Star	Yes
T24	Yes
FCC	CFR 47, FCC Part 15, Subpart B:2017

MECHANICAL

Dimensions	See Dimension Table
IP Rating	IP-54

MOUNTING

Direct to ceiling via spring clips

OPTICS

Edge Lit

WARRANTY

5 Year

ACCESSORIES

See Accessories

*A Kichler Lighting representative can assist with a proposed Spec

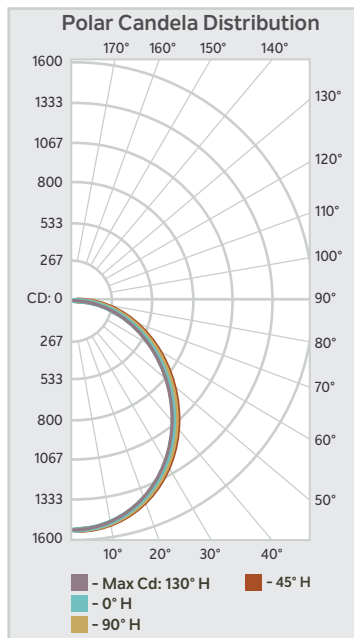
Direct-to-Ceiling LED Downlight – Slim

LUMEN Data Table – Slim

Shape	Size (Inches)	Watts	Lumens	
			2700K	3000K
Round	3	9W	500	
	4	12.5W	700	
	5	14W	810	
	6	14W	900	
Square	4	9W	500	
	6	12.5W	750	

Photometric Diagrams

DLSL03R2790WHT



	Illuminance at a Distance		Beam Width	
	Center Beam fc			
1.3 ft	131 fc	3.5 ft	3.5 ft	
2.7 ft	30.3 fc	7.3 ft	7.3 ft	
4.0 ft	13.8 fc	10.8 ft	10.8 ft	
5.3 ft	7.86 fc	14.2 ft	14.3 ft	
6.7 ft	4.92 fc	18.0 ft	18.1 ft	
8.0 ft	3.45 fc	21.5 ft	21.6 ft	

■ Vert. Spread: 106.7°
■ Horiz. Spread: 107.0°

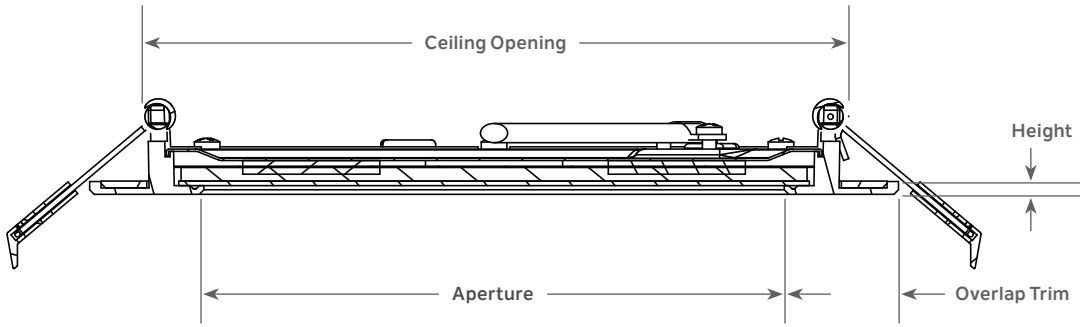
DtC Slim Ordering Matrix

Family	Type	Size		Shape		CCT		CRI	Finish
DL Downlight	SL Slim	03	3 inch	R	Round	27	2700K	90 90 CRI	WHT Textured White
		04	4 inch	R	Round	27	2700K		
		S	Square	30	3000K				
		05	5 inch	R	Round	27	2700K		
		S	Square	30	3000K				

To form a complete product number, combine:

Family + Type + Size + Shape + CCT + CRI + Finish = **DL SL 04 S 30 90 WHT**

Direct-to-Ceiling LED Downlight – Slim



Dimension Table

	Aperture (in/mm)	Ceiling Opening (in/mm)	Overlap Trim (in/mm)	Height (in/mm)
3" Round	2.44 / 62.00	3.63 / 92.2	0.85 / 21.50	0.098 / 2.50
4" Round	3.1 / 78.5	4.25 / 107.9	0.9 / 23.8	0.110 / 2.80
4" Square	2.5 / 64.0	4.25 / 107.9	1.2 / 30.5	0.098 / 2.50
5" Round	4.29 / 109.0	5.5 / 139.7	1 / 25.0	0.110 / 2.80
6" Round	5 / 127	6.25 / 158.8	1 / 25.0	0.110 / 2.80
6" Square	3.9 / 98.0	6.25 / 158.8	1.5 / 39.00	0.098 / 2.50

ACCESSORIES

Trim Ring Matrix

		Fixture Models					
		3" Round Slim	4" Round Slim	4" Square Slim	5" Round Slim	6" Round Slim	6" Square Slim
		DLSL03Rxx90WHT	DLSL04Rxx90WHT	DLSL04Sxx90WHT	DLSL05Rxx90WHT	DLSL06Rxx90WHT	DLSL06Sxx90WHT
Trim Models	3" Round Slim Trim – DLTSLO3R Textured Black (BKT), Brushed Nickel (NI)	○					
	4" Round Slim Trim – DLTSLO4R Antique Copper (ACO), Textured Black (BKT), Natural Brass (NBR), Nickel (NI), Olde Bronze™ (OZ)		○				
	4" Square Slim Trim – DLTSLO4S Textured Black (BKT), Brushed Nickel (NI)			○			
	5" Round Slim Trim – DLTSLO5R Textured Black (BKT), Brushed Nickel (NI)				○		
	6" Round Slim Trim – DLTSLO6R Antique Copper (ACO), Textured Black (BKT), Natural Brass (NBR), Nickel (NI), Olde Bronze™ (OZ)					○	
	6" Square Slim Trim – DLTSLO6 Textured Black (BKT), Brushed Nickel (NI)						○

To form a complete trim product number, combine:

Trim + Finish = **DLTSLO4R NI**

Additional Accessories (or Components)

Goof Rings	Use With	Rough-In Plate	Use With	Extension Cable (use for all)	Size
DLGR03WH	3" Round	DLRP01ST	3" Round	DLE06WH	6'
DLGR05WH	4" Round		4" Round & Square	DLE10WH	10'
DLGR06AWH	5" Round	DLRP02ST	5" Round	DLE20WH	20'
DLGR07WH	6" Round		6" Round & Square		