



GFR3500 Heated Safety Station with Eyewash, Stainless Steel Pipe/Fittings, Top Inlet, Rated for Class I, Division 2 Environment

Application: Electric heat-traced stations prevent freezing even in extreme conditions. Thermostat regulated units are heated by self-limiting heat-tracing cable wrapped around internal pipe. Units are intended for cold weather use down to -40°F. See 'Thermostatic Mixing Valves' section to ensure tepid water compliance with ANSI Z358.1-2014.

Heating Cable: Self-regulated with external termination guards. Thermostat activates when internal piping temperature falls below 75°F. FM, UL, and CSA approved for Class I, Division 2, Groups B, C, and D.

Electrical System: Unit is fully wired at factory. Junction box and components rated for Class I, Division 2, Groups B, C, and D. Requires 120 VAC single phase power supply.

Jacket/Insulation: UV-resistant orange ABS plastic with polyethylene foam insulation. Jacket sections secured with removable stainless steel screws for easy maintenance.

Shower Head: 10" diameter stainless steel with 20 GPM flow control.

Shower Valve: 1" IPS chrome-plated brass stay-open ball valve. US-made with brass ball and PTFE seals. Includes stainless steel actuating arm and 29" stainless steel pull rod.

Spray Head Assembly: Freeze-resistant with float-off dust covers and internal flow control.

Eyewash Valve: 1/2" IPS chrome-plated brass three-way self-draining stay-open ball valve. US-made with brass ball and PTFE seals. Includes 1/2" NPT port to drain water from spray heads after use.

Pipe and Fittings: Schedule 40 Type 304 stainless steel.

Supply: 1-1/4" NPT female bottom inlet.

Sign: ANSI-compliant identification sign.

Quality Assurance: Factory tested prior to shipment. Ships fully assembled and crated.

Available Options

- G6040** Thermostatic mixing valve.
Note: Must be installed in a non-freezing environment.
- HV** 240 volt heat tracing.
- GRN** Green ABS plastic shower head and shell
- HV** 240 volt heat-tracing
- TL** Heat-trace indicator light
- SP** Scald protection valve
- FP** Freeze protection valve
- ALG** Clear Area Light (ships separately from unit)
- PS** Magnetically activated proximity (MAP) switch.



Alarm Options

Specify desired alarm using fourth digit of model number, as follows:

- 0** No alarm
- 1** Single pole, double throw flow switch for remote sensing capability
- 3** Alarm horn and remote sensing capability
- 5** Light and remote sensing capability
- 7** Alarm horn, light and remote sensing capability

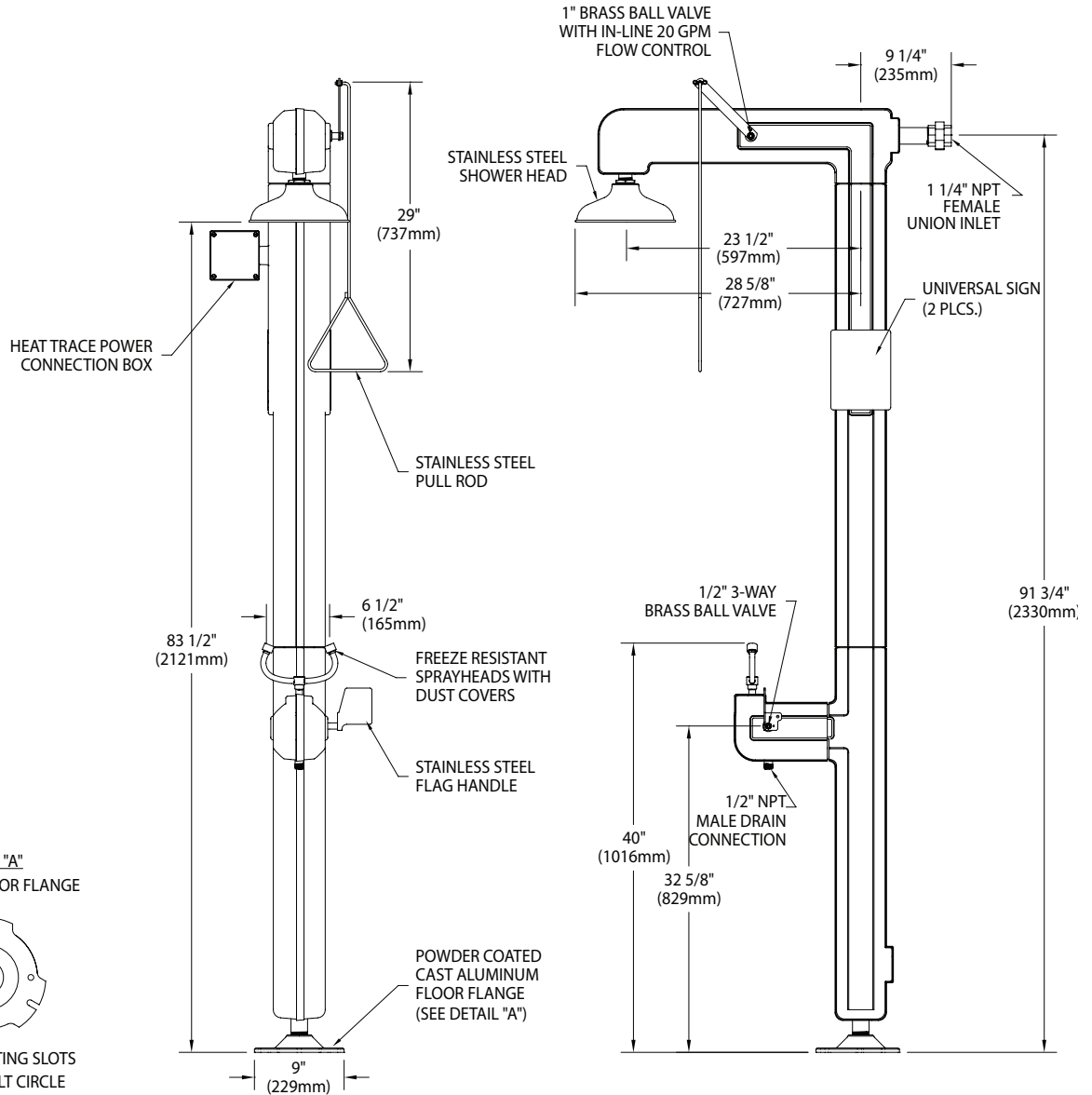




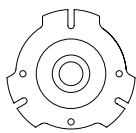
□ GFR3500 Heated Safety Station with Eyewash, Stainless Steel Pipe/Fittings, Top Inlet, Rated for Class I, Division 2 Environment

NOTES:

1. FREEZE RESISTANT SPRAYHEAD ASSEMBLY WITH INTERNAL 3.2 GPM FLOW CONTROL AND FLOAT OFF DUST COVERS.
2. DESIGNED FOR USE IN A CLASS I, DIVISION 2, GROUPS B, C, & D ENVIRONMENT.
3. PEAK HEAT TRACE POWER CONSUMPTION IS 75 WATTS.
4. IN ORDER TO MEET CLASS I, DIVISION 2 REQUIREMENTS, APPROVED CONDUIT AND FITTINGS MUST BE USED. ALL THREADED ELECTRICAL CONNECTIONS MUST HAVE HAZARDOUS LOCATION RATED SEALANT APPLIED TO THREADS.



DETAIL "A"
UNIVERSAL FLOOR FLANGE



Ø7/16" MOUNTING SLOTS
ON 7-5/8" BOLT CIRCLE

THIS SPACE FOR ARCHITECT/ENGINEER APPROVAL

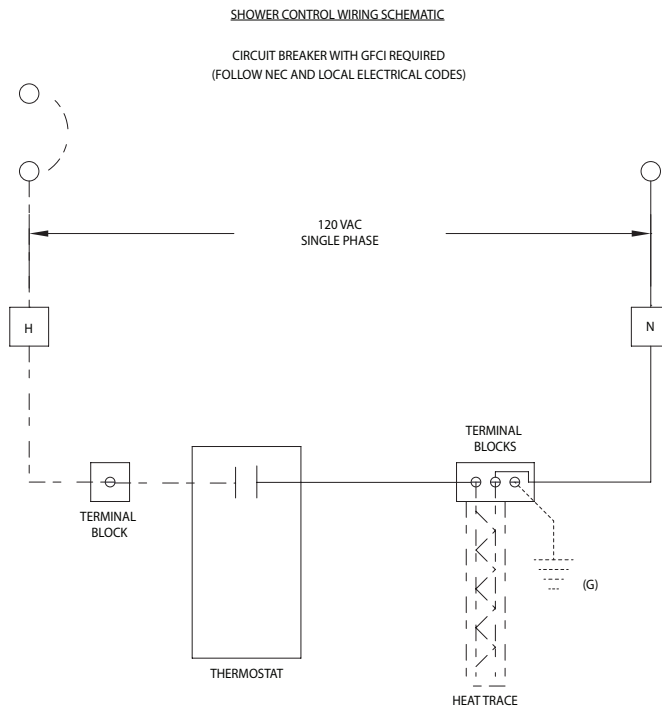
Due to continuing product improvement, the information contained in this document is subject to change without notice. All dimensions are ± 1/4" (6mm). rev. 110419

Sign Included





- GFR3500 Heated Safety Station with Eyewash, Stainless Steel Pipe/Fittings, Top Inlet, Rated for Class I, Division 2 Environment



THIS SPACE FOR ARCHITECT/ENGINEER APPROVAL

Due to continuing product improvement, the information contained in this document is subject to change without notice. All dimensions are $\pm 1/4"$ (6mm). rev. 110419

Sign Included

