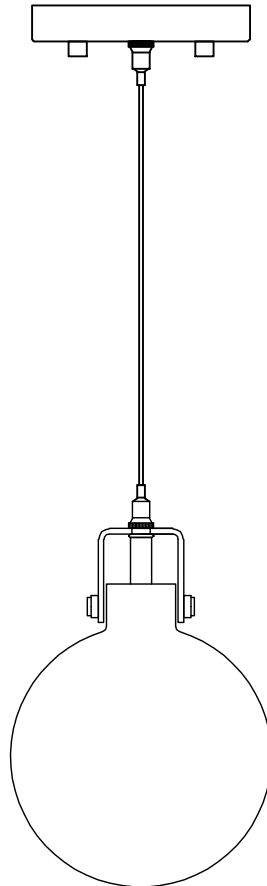


PRODUCT NAME: Kem 1-Lite Pendant
ITEM NUMBER: E24302-18PC

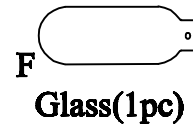
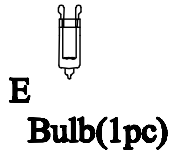

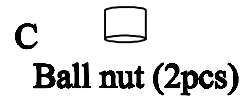
Please consult your electrician for hanging fixture and wiring.



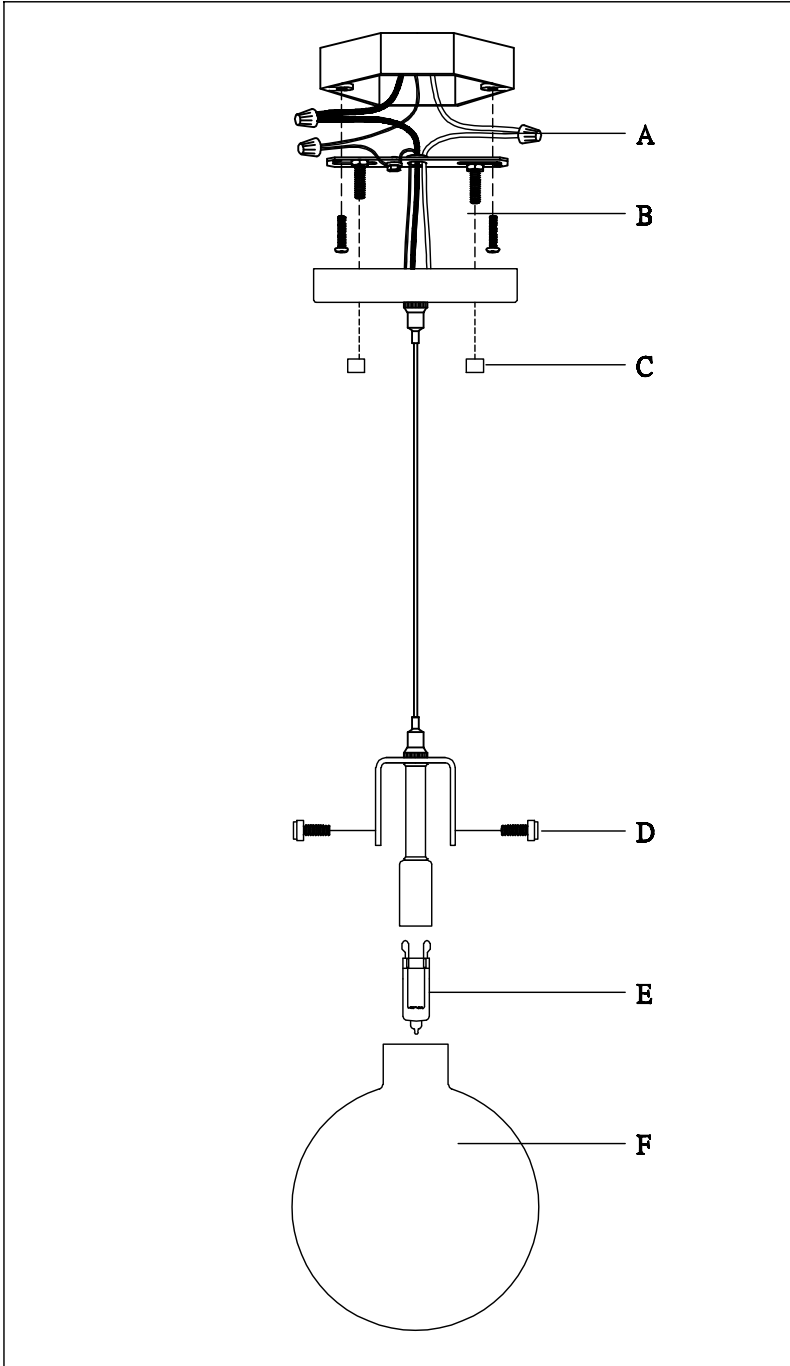
Caution: Xenon bulbs get very hot and may burn you. Always make sure bulbs are off for a minimum of 10 minutes before handling. Fixture may be dimmed using an electronic low voltage dimmer.

Bulb(included): 1-40 Watt G9 Bulb

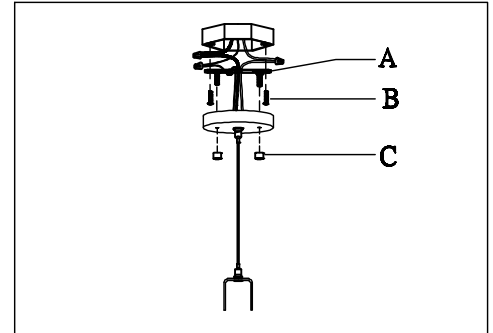
IMPORTANT: Turn off the power at the main fuse or circuit breaker box before starting installation



Locate all hardware & components before discarding packaging

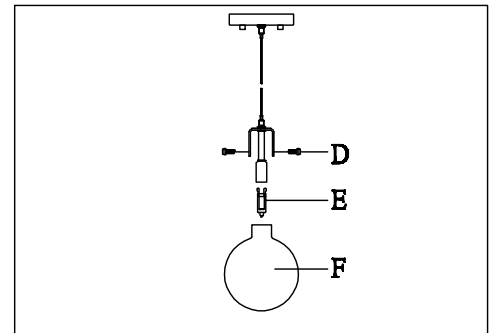


1.)



Step. 1. Wire fixture to wires in outlet box. Bare wire is for Ground. Install fixture to bracket and tighten ball nuts(C) on the canopy to secure.

2.)



Step.2. Insert the G9 bulb(E) into socket Attach glass(F) to yoke and secure with lock screw(D)

Cleaning & Care:

Clean with soft cloth and a mild detergent.
Do not use abrasive cleaner.