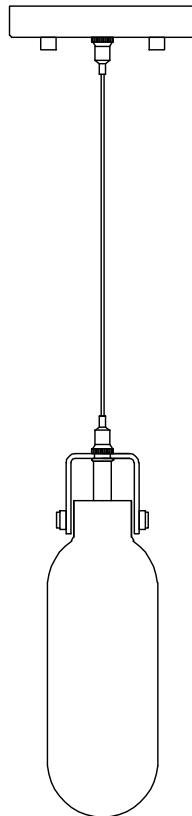




Contemporary  
Lighting™

**PRODUCT NAME: Kem 1-Lite Pendant**  
**ITEM NUMBER: E24300-18PC**

Please consult your electrician for hanging fixture and wiring.



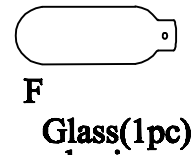
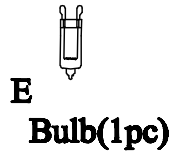

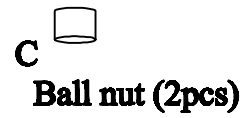
**Caution: Xenon bulbs get very hot and may burn you. Always make sure bulbs are off for a minimum of 10 minutes before handling. Fixture may be dimmed using an electronic low voltage dimmer.**

**Bulb(included): 1-40 Watt G9 Bulb**

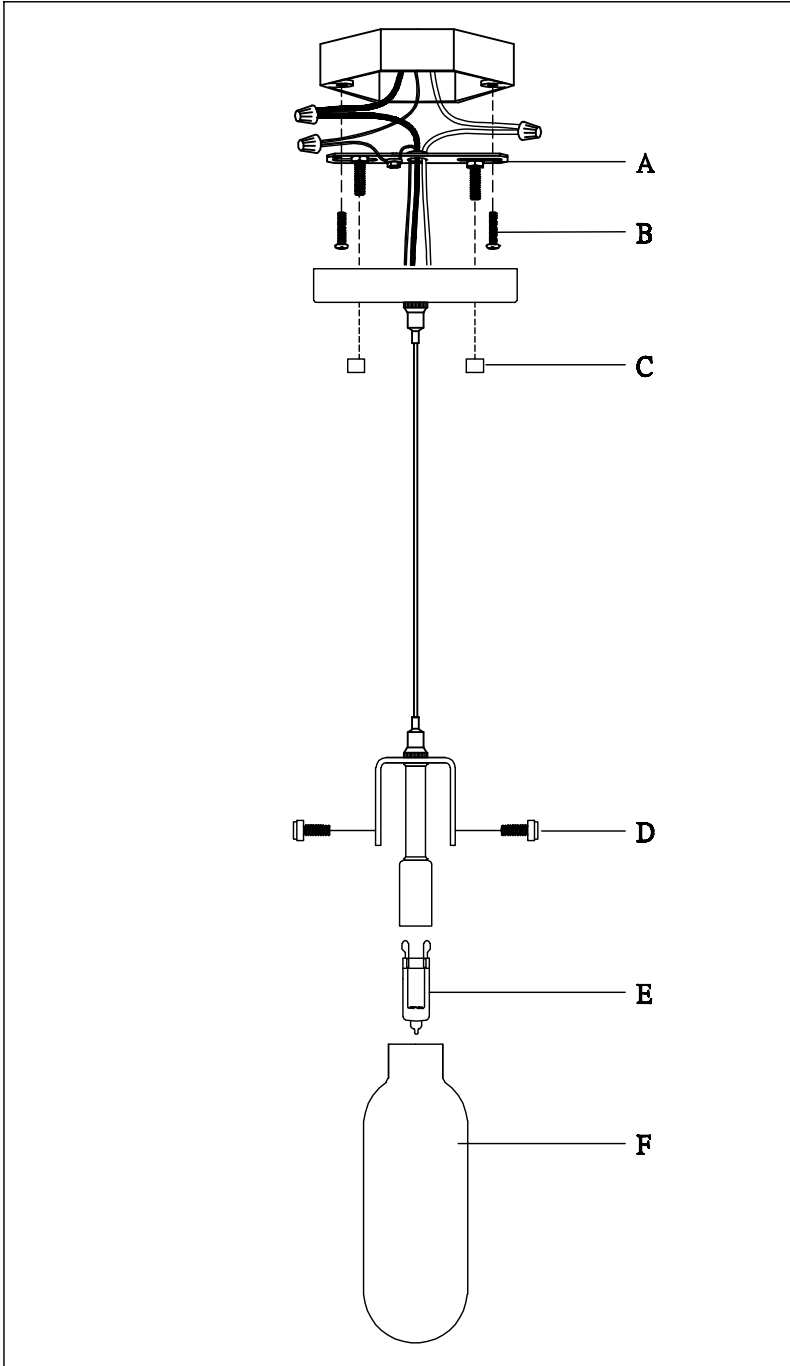
**MADE IN CHINA**

**Page 1 of (2)**

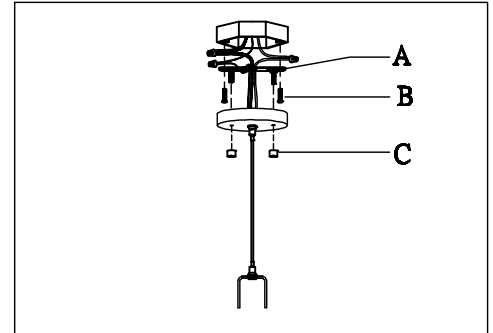
**IMPORTANT:** Turn off the power at the main fuse or circuit breaker box before starting installation



Locate all hardware & components before discarding packaging

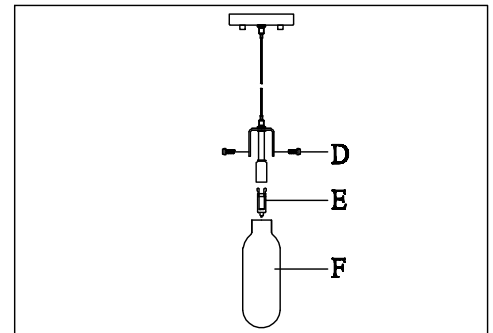


1.)



**Step. 1. Wire fixture to wires in outlet box. Bare wire is for Ground. Install fixture to bracket and tighten ball nuts(C) on the canopy to secure.**

2.)



**Step.2. Insert the G9 bulb(E) into socket Attach glass(F) to yoke and secure with lock screw(D)**

**Cleaning & Care:**

Clean with soft cloth and a mild detergent. Do not use abrasive cleaner.