


CRYST RAMA



1958

95 Cantiague Rock Road, Westbury NY 11590

ph:516.931.9090 fax: 516. 931.1254

info@crystorama.com www.crystorama.com


MODEL#:4460 ASSEMBLY AND DRESSING INSTRUCTIONS

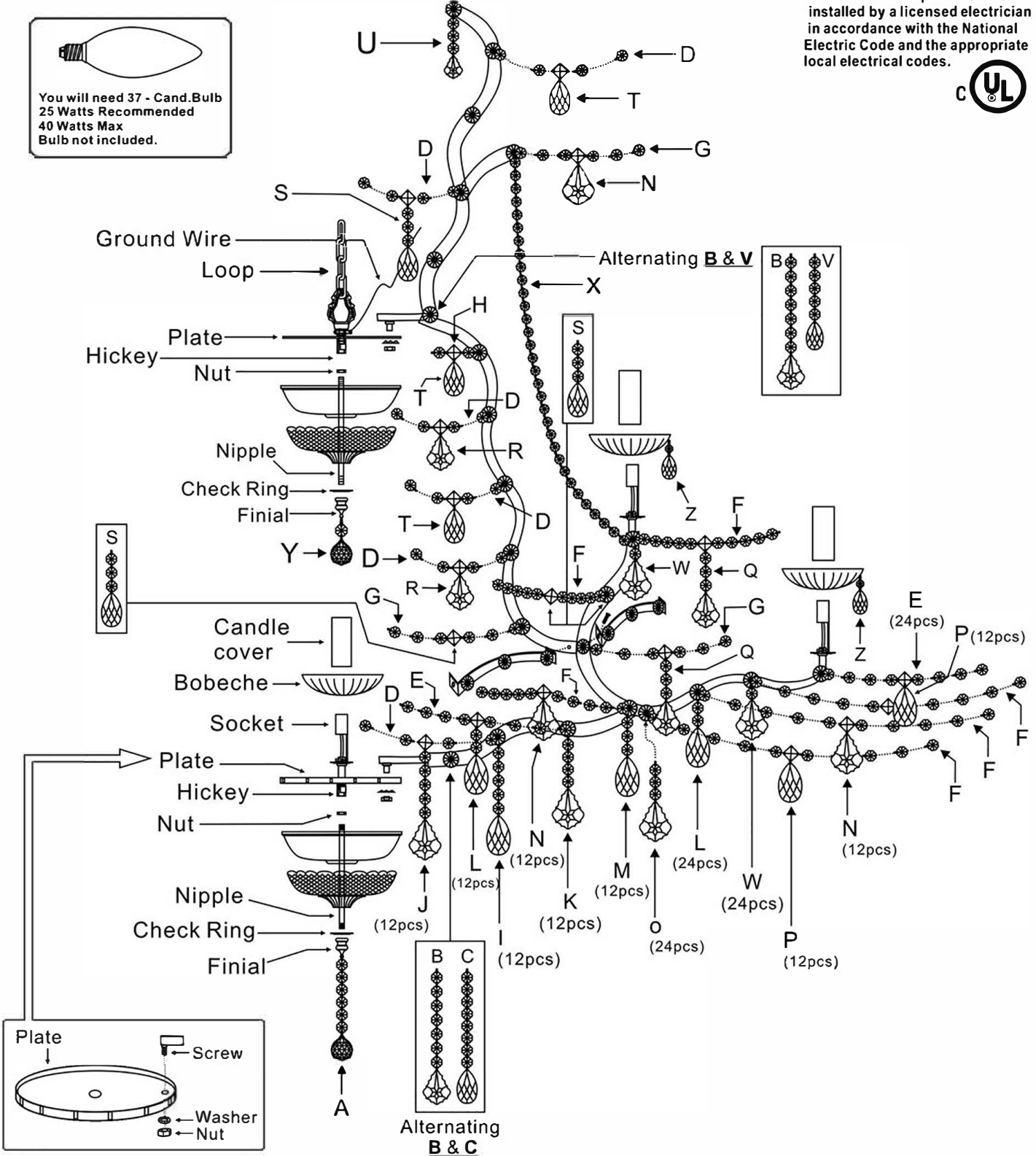
WARNING:

Electrical Danger Turn Power Off

All electrical components must be installed by a licensed electrician in accordance with the National Electric Code and the appropriate local electrical codes.




You will need 37 - Cand.Bulb
25 Watts Recommended
40 Watts Max
Bulb not included.



CRYST RAMA



1958

95 Cantiague Rock Road, Westbury NY 11590

ph:516.931.9090 fax: 516. 931.1254

info@crystorama.com www.crystorama.com

MODEL#:4460-CL-MWP ASSEMBLY AND DRESSING INSTRUCTIONS

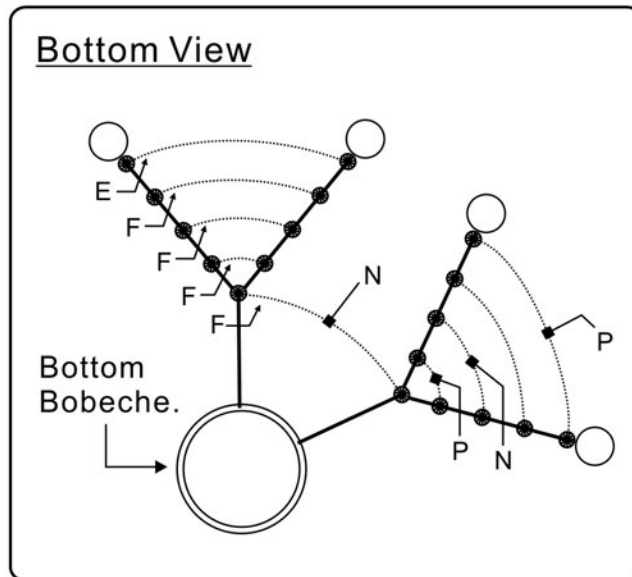
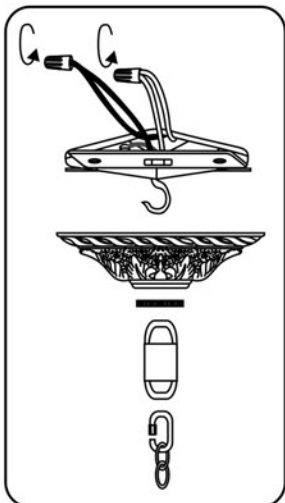


All electrical components must be installed by a licensed electrician in accordance with the National Electric Code and the appropriate local electrical codes.




- A= (1x60mm Ball + 6 Jewels)x 1set
- B= (20/75-3" + 7 Jewels)x 12sets
- C= (9/75-3" + 8 Jewels)x 6sets
- D= (1 Square with 3 Holes + 4 Jewels)x 72sets
- E= (1 Square with 3 Holes + 8 Jewels)x 36sets
- F= (1 Square with 3 Holes + 10 Jewels)x 72sets
- G= (1 Square with 3 Holes + 6 Jewels)x 36sets
- H= (1 Square with 3 Holes + 2 Jewels)x 12sets
- I= (9/89-3.5" + 5 Jewels)x 12sets
- J= (20/89-3.5" + 5 Jewels)x 12sets
- K= (20/89-3.5" + 4 Jewels)x 12sets
- L= (9/89-3.5" + 2 Jewels)x 36sets
- M= (9/75-3" + 3 Jewels)x 12sets
- N= (20/89-3.5" + no Jewel)x 36sets

- O= (20/89-3.5" + 3 Jewel)x 24sets
- P= (9/89-3.5" + no Jewel)x 24sets
- Q= (20/75-3" + 3 Jewels)x 24sets
- R= (20/75-3" + no Jewel)x 24sets
- S= (9/75-3" + 3 Jewel)x 48sets
- T= (9/75-3" + no Jewel)x 36sets
- U= (20/50-2" + 3 Jewels)x 12sets
- V= (9/64-2.5" + 5 Jewels)x 6sets
- W= (20/89-3.5")x 36sets
- X= (32 Jewels Strand)x 12sets
- Y= (1x50mm Ball + 1x50mm Jewel)x 1set
- Z= (9/50-2")x 180sets



1Bobèche with
5 Z Trim.



ASSEMBLY ARM.

