

CRYST RAMA



1958


95 Cantiague Rock Road, Westbury NY 11590
 ph:516.931.9090 fax: 516. 931.1254
 info@crystorama.com www.crystorama.com


MODEL#:4425 ASSEMBLY AND DRESSING INSTRUCTIONS





WARNING:
 Electrical Danger Turn Power Off
 All electrical components must be installed by a licensed electrician in accordance with the National Electric Code and the appropriate local electrical codes.



A=  (9/64-2.5") * 2pcs


B=  (9/76-3" + 5 Jewels) * 2pcs


C=  (9/76-3" + 7 Jewels) * 1pc


D=  (1 Square 4 Holes+ 1 Jewel) * 1pc

E=  (12 Jewels Strand) * 2pcs

F=  (16 Jewels Strand) * 2pcs

G=  (9/87-3.5" + 22mm Jewelx1 + 14mm Jewelx1) * 1pc

H=  (9/87-3.5" + 2 Jewels) * 2pcs

I=  (9/50-2") * 20pcs

