

CRYST RAMA



1958

95 Cantiague Rock Road, Westbury NY 11590
 ph:516.931.9090 fax: 516. 931.1254
 info@crystorama.com www.crystorama.com

MODEL#:4403-MWP ASSEMBLY AND DRESSING INSTRUCTIONS

WARNING:

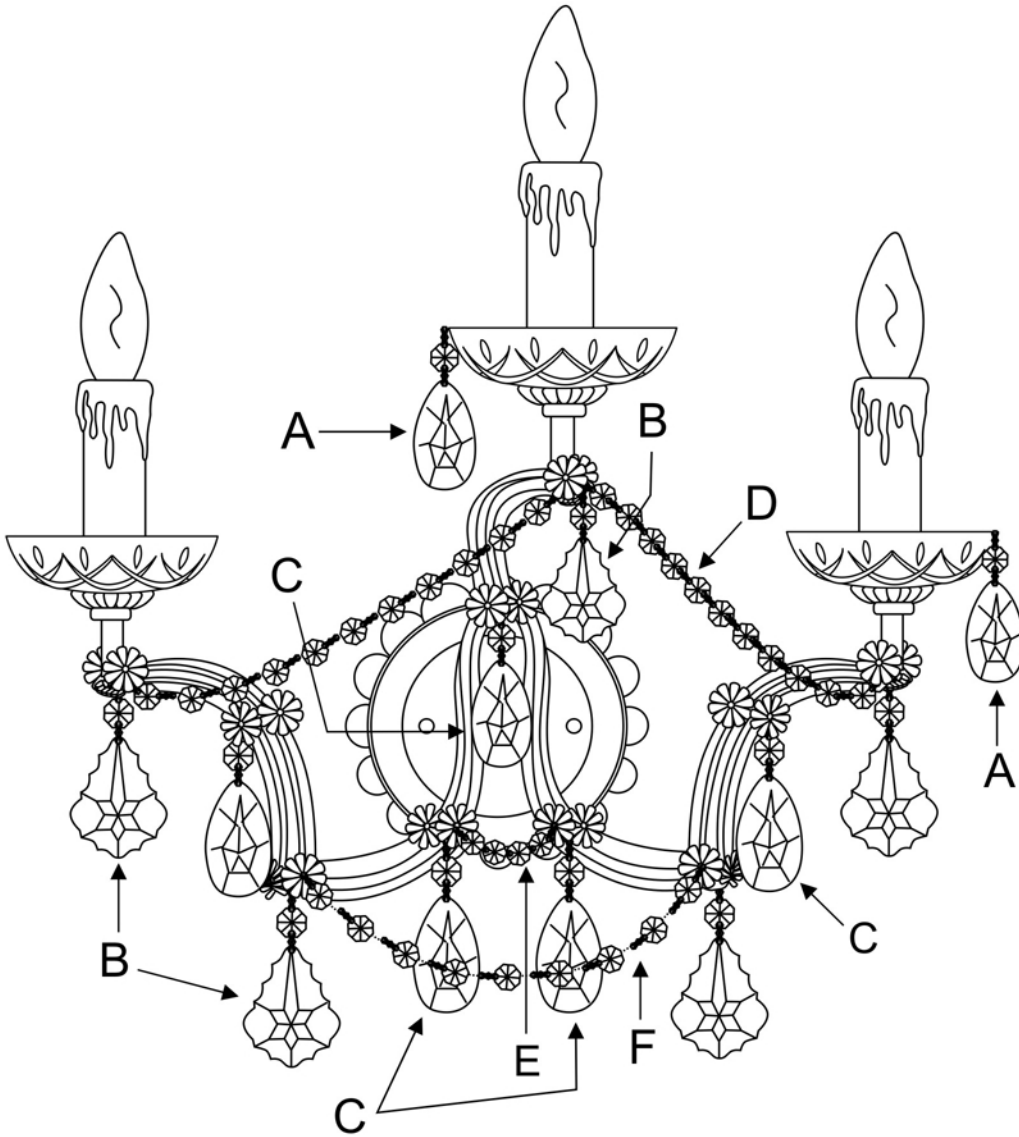
Electrical Danger Turn Power Off







All electrical components must be installed by a licensed electrician in accordance with the National Electric Code and the appropriate local electrical codes.



You will need 3 - Cand. Bulb
 40 Watts Recommended
 60 Watts Max
 Bulb not included.

1 Bobeche
 with 4 **A** Trim.



- A=  (9-38-1.5") x12pcs
- B=  (20-64-2.5") x5pcs
- C=  (9-64-2.5") x5pcs
- D=  (11Jewels Strand) x2pcs
- E=  (4Jewels Strand) x1pc
- F=  (9Jewels Strand) x1pc